

RN 500



Specification







- CAPACITY 500 KG/DAY
- MACHINE WEIGHT 1600 KG
- APPR. DIMENSIONS (FT) 9(L) X 4.2(W) X 5.5(H) FT
- POWER 14.5KW; 3 PHASE 440V, 50HZ

Industry Application

- Office complexes
- Exhibitions
- Hotels
- Apartment complexes
- IT Parks
- Municipalities
- Shopping Malls

Features

With R-Nature, you don't get just a machine.

-  **WASTE AUDIT**-To quantify amount of waste generated
-  **CUSTOMIZED MACHINE CAPACITY**-Catering to every unique requirement
-  **DEMONSTRATION AND INSTALLATION**-Carried out by trained professionals
-  **POST – INSTALLATION SUPPORT**-Expert care, Services, and Original spares
-  **PROACTIVE MAINTENANCE**-Periodic inspection via AMC
-  **COMPOST CARE**-Help put excess compost to good use